



 **electr-INN**  

 **electr-INN**




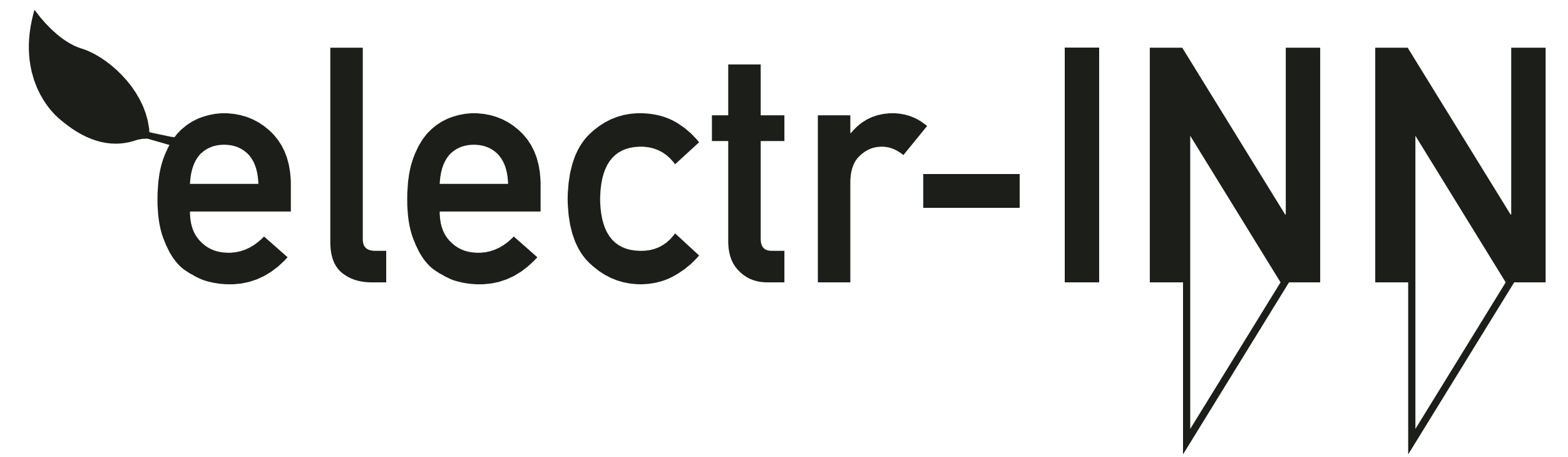
electr-INN






electr-INN





electr-INN


The logo consists of a solid black leaf icon on the left, followed by the text "electr-INN" in a bold, sans-serif font. The letters "I" and "N" in "INN" are stylized with a downward-pointing triangular shape at their base, suggesting a plug or a connection point.



C: 56 **R:** 85
M: 0 **G:** 255
Y: 100 **B:** 0
K: 0

HEX: #55FF00

- 1.Tercih - Florasan Yeşil
- 2.Tercih - Pantone 2270 C
- 3.Tercih - CMYK



C: 78 **R:** 85
M: 78 **G:** 0
Y: 0 **B:** 255
K: 0

HEX: #5500FF

PANTONE: PANTONE 2368 C